

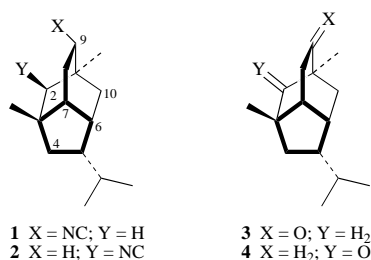
Enantiospecific total synthesis of (+)-2-pupukeanone

Adusumilli Srikrishna* and Thumkunta Jagadeeswar Reddy

Department of Organic Chemistry, Indian Institute of Science, Bangalore 560012, India

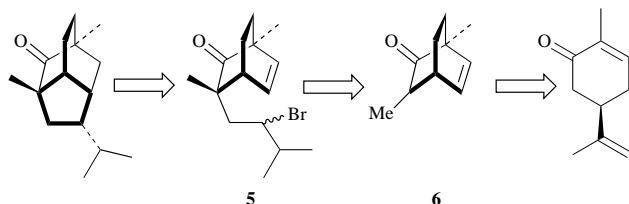
The first total synthesis of chiral 2-pupukeanone (+)-**4**, starting from *R*-carvone (–)-**7** employing a 5-*exo-trig* radical cyclisation as the key reaction for the construction of the tricyclic isotwistane carbon framework, is described.

The nudibranch *Phyllidia varicosa* Lamarck, 1801 secretes, as a part of its defense mechanism, two volatile substances with distinctive odours, which are lethal to fish and crustaceans. In 1975 and 1979, Scheuer and co-workers reported the isolation of these compounds, 9- and 2-isocyanopupukeanones (**1** and **2**) from this nudibranch, and also from its prey, a sponge, *Hymeniacidon* sp. The structures of these tricyclic marine sesquiterpenes **1** and **2**, containing a novel tricyclo[4.3.1.0^{3,7}]decane (isotwistane) framework and an isonitrile functionality, were elucidated based on degradative and single crystal X-ray diffraction studies.¹ The presence of an unusual carbon framework, with two quaternary carbon atoms and an isopropyl group in a thermodynamically unfavourable *endo* position made isocyanopupukeanones **1** and **2**, and the corresponding ketones 9- and 2-pupukeanones (**3** and **4**) interesting and chal-



lenging synthetic targets, and several approaches have been reported for the synthesis of racemic pupukeanones.^{2,3} Recently, we reported a short approach to (±)-2-pupukeanone employing a tandem intermolecular addition of tri-*n*-butyltin radical to a terminal acetylene followed by a 5-*exo-trig* vinyl radical cyclisation as the key strategy.⁴ In continuation, herein we report the first enantiospecific total synthesis of chiral 2-pupukeanone [(+)-**4**] starting from the readily available monoterpene, *R*-carvone [(–)-**7**], employing a 5-*exo-trig* radical cyclisation as the key reaction.

As depicted in Scheme 1, it was anticipated that the radical



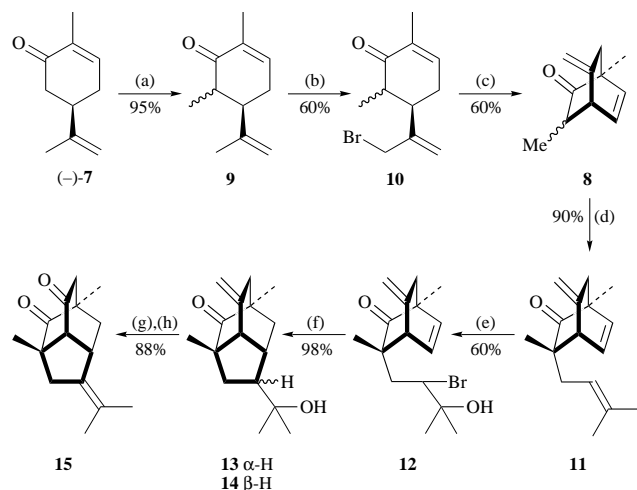
Scheme 1

cyclisation of a bromide, e.g. **5**, would generate the pupukeanone framework, whereas kinetic alkylation of the bicyclic enone **6** would provide the requisite precursor for the bromide **5**. As 10-bromocarvone is known to produce 1-methylbicyclo[2.2.2]-

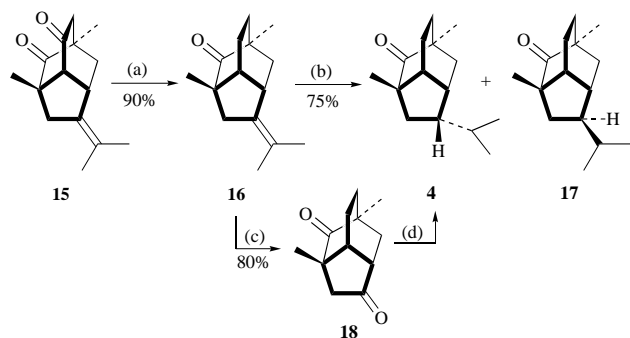
oct-5-en-2-one derivatives *via* intramolecular alkylation,⁵ *R*-carvone was chosen as the starting material for the preparation of the chiral analogue of **6**. The synthetic sequence starting from *R*-carvone is depicted in Schemes 2 and 3. To begin with, carvone **7** was converted into the bicyclo[2.2.2]octenone derivative **8**. Thus, alkylation of *R*-carvone **7** using LDA and methyl iodide⁶ furnished a 3:2 (*trans:cis*) epimeric mixture of α' -methylcarvone **9**, which on treatment with *N*-bromosuccinimide in the presence of sodium acetate and acetic acid in methylene chloride generated the allyl bromide **10**, in 60% yield.^{7,8} Intramolecular alkylation of the allyl bromide **10** using potassium *tert*-butoxide in *tert*-butyl alcohol and THF generated the bicyclo[2.2.2]octenone derivative **8**, in 60% yield. Generation of the enolate using LDA followed by alkylation with dimethylallyl bromide transformed the bicyclic enone **8** into the alkylated product **11**, [α]_D²⁴ –304.1 (*c* 1.71, CHCl₃). Regioselective conversion of the trisubstituted olefin in **11** into the corresponding bromohydrin (NBS–H₂O–THF)⁷ furnished the radical precursor **12**, [α]_D²⁵ –254.9 (*c* 1.22, CHCl₃), which was found to contain predominantly one epimer. The key radical cyclisation was carried out by refluxing a 0.02 M benzene solution of the bromohydrin **12** and 1.1 equiv. tri-*n*-butyltin hydride in the presence of a catalytic amount of azobisisobutyronitrile (AIBN) to furnish a 2.5:1 mixture of the isotwistanes **13** and **14**[†] in near quantitative yield, which were separated by silica gel column chromatography. After constructing the isotwistane framework, attention was turned to the degradation of the C-8 methylene group. Thus, ozonolysis of the *exo*-methylene moiety in **13** and **14** followed by dehydration of the tertiary alcohol furnished the enedione **15**.[‡] In the final stage, the remaining two tasks, namely regioselective reductive deoxygenation of the C-8 ketone and hydrogenation of the olefin were addressed (Scheme 3). Thus, modified Wolff–Kishner reduction of the enedione **15**

[†] All the compounds exhibited spectral data including HRMS consistent with their structures. Selected spectral data (*J* values given in Hz) for the isotwistane **13** (contains a small amount of a rearranged product): mp 106–108 °C, [α]_D²⁷ +49.0 (*c* 1.0, CHCl₃); ν_{\max} (neat)/cm^{–1} 3480, 3050, 1715, 1640, 1370, 1215, 1160, 885; δ_{H} (200 MHz, CDCl₃) 4.97 and 4.87 (each 1 H, br s; C=CH₂), 2.25–2.50 (2 H, m), 2.27 (2 H, br s, H-9), 1.85–2.05 (2 H, m), 1.26–1.56 (3 H, m), 1.203 and 1.16 [each 3 H, s; HO–C(CH₃)₂], 1.09 and 0.98 (each 3 H, s; 2 × tertiary-CH₃); δ_{C} (22.5 MHz, CDCl₃) 221.3 (s, C=O), 143.1 (s, C=CH₂), 110.6 (t, C=CH₂), 72.0 (s, C–OH), 57.9 (d), 55.2 (2 C, s and t), 43.6 (s), 42.2 (d), 40.3, 39.6, 39.1, 28.1 (q), 26.6 (q), 19.5 (q), 18.8 (q). For the isotwistane **14**: mp 80–82 °C; [α]_D²⁵ +18.0 (*c* 1.67, CHCl₃); ν_{\max} (neat)/cm^{–1} 3500, 1710, 1650, 1360, 1130, 1020, 930, 885; δ_{H} (90 MHz, CDCl₃) 4.91 and 4.78 (each 1 H, q, *J* 2; C=CH₂), 1.35–2.65 (9 H, m), 1.25 and 1.12 [each 3 H, s; HO–C(CH₃)₂], 1.09 and 0.93 (each 3 H, s; 2 × tertiary CH₃); δ_{C} (22.5 MHz, CDCl₃) 221.9 (C=O), 143.8 (C-8), 110.1 (C=CH₂), 71.4 (C–OH), 57.6, 54.7, 50.6, 43.0, 41.0, 40.4, 36.2, 31.7, 30.4, 28.7, 23.3, 19.5.

[‡] For the compound **15**: [α]_D²⁶ +82.4 (*c* 3.12, CHCl₃); ν_{\max} (neat)/cm^{–1} 1730, 1710, 1395, 1370, 1295, 1225, 1180, 1160, 1095, 1040, 1005, 980, 825; δ_{H} (200 MHz, CDCl₃) 3.26 (1 H, dd, *J* 9, 5.5, H-6), 2.56 (1 H, d, *J* 5.5, H-7), 2.51 (1 H, half AB q, *J* 16, H-4a), 2.26 (2 H, close AB, H-9), 2.12 (1 H, d with str., *J* 16.0, H-4b), 2.03 (1 H, dd, *J* 13.5, 9, H-10_{endo}), 1.63 and 1.57 (each 3 H, s; 2 × olefinic CH₃), 1.42 (1 H, d, *J* 13.5, H-10_{endo}), 1.19 and 1.071 (each 3 H, s; 2 × tertiary CH₃); δ_{C} (22.5 MHz, CDCl₃) 217.6 (s, C=O), 211.7 (s, C=O), 136.1 (s), 124.6 (s), 62.2 (d), 54.9 (s), 47.9 (t), 44.9 (s), 42.2 (t), 40.1 (d), 39.1 (t), 21.0 (q), 20.6 (q), 19.4 (q), 19.2 (q).



Scheme 2 Reagents and conditions: (a) LDA, THF, $-10\text{ }^{\circ}\text{C}$ \longrightarrow rt, MeI, 9 h; (b) NaOAc, AcOH, NBS, CH_2Cl_2 , $0\text{ }^{\circ}\text{C}$ \longrightarrow rt, 6 h; (c) $\text{K}^+\text{-O}^-\text{Bu}^t$, THF, $0\text{ }^{\circ}\text{C}$ \longrightarrow rt, 3 h; (d) LDA, THF, HMPA, $(\text{CH}_3)_2\text{C}=\text{CH}-\text{CH}_2\text{Br}$, $-90\text{ }^{\circ}\text{C}$ \longrightarrow rt, 8 h; (e) NBS (1.1 equiv.), H_2O , THF, $-10\text{ }^{\circ}\text{C}$ \longrightarrow rt, 24 h; (f) AIBN, Bu^n_3SnH , C_6H_6 , reflux, 5 h; (g) (i) O_3-O_2 , MeOH, CH_2Cl_2 , $-90\text{ }^{\circ}\text{C}$; (ii) Me_2S , $-90\text{ }^{\circ}\text{C}$ \longrightarrow rt, 8 h; (h) TsOH, C_6H_6 , reflux, 8 h (rt = room temp.)



Scheme 3 Reagents and conditions: (a) (i) $\text{NH}_2\text{NH}_2\cdot\text{H}_2\text{O}$, $\text{HOCH}_2\text{-CH}_2\text{OH}$, diethylene glycol, $180\text{ }^{\circ}\text{C}$, 2 h; (ii) Na, diethylene glycol, $180\text{ }^{\circ}\text{C}$, 4 h; (b) PtO_2 , H_2 , EtOH, 2 d; (c) (i) O_3-O_2 , MeOH, CH_2Cl_2 , $-90\text{ }^{\circ}\text{C}$; (ii) Me_2S , $-90\text{ }^{\circ}\text{C}$ \longrightarrow rt, 8 h; (d) reference 3c

furnished the enone **16** in 90% yield,[§] via regioselective reduction of the C-8 ketone, leaving the sterically more crowded C-2 ketone intact. Catalytic hydrogenation^{3b-d} of the enone **16** fur-

nished a 1.3:1 mixture of 2-pupukeanone **4** and its C-5 epimer **17**, which exhibited a 400 MHz NMR spectrum identical to that reported.^{3b} In contrast, ozonolytic cleavage of the enone **16** furnished the dione **18**, $[\alpha]_D^{25}$ 27.0 (c 2.0, CHCl_3), which exhibited spectral data identical to that of an authentic^{3c,4} racemic sample. The racemic dione **18** has been converted into 2-pupukeanone stereoselectively by Chang and co-workers.^{3c} Even though the present sequence generates the enantiomer of the natural series, the ready availability of *S*-carvone makes the present strategy applicable for the synthesis of the natural enantiomer also.

Acknowledgements

We thank Professor Chang for providing the copies of the ^1H and ^{13}C NMR spectra of the dione **18** and 2-pupukeanone; SIF and IPC for recording the high resolution NMR spectra; DST for the financial support and UGC for the award of a research fellowship to T. J. R.

References

- (a) B. J. Burreson, P. J. Scheuer, J. Finer and J. Clardy, *J. Am. Chem. Soc.*, 1975, **97**, 4763; (b) M. R. Hagadone, B. J. Burreson, P. J. Scheuer, J. S. Finer and J. Clardy, *Helv. Chim. Acta*, 1979, **62**, 2484.
- (a) E. J. Corey, M. Behforouz and M. Ishiguro, *J. Am. Chem. Soc.*, 1979, **101**, 1608; (b) H. Yamamoto and H. L. Sham, *J. Am. Chem. Soc.*, 1979, **101**, 1609; (c) G. A. Schiesher and J. D. White, *J. Org. Chem.*, 1980, **45**, 1864; (d) S. L. Hsieh, C. T. Chiu and N.-C. Chang, *J. Org. Chem.*, 1989, **54**, 3820. For the synthesis of chiral analogue of 9-pupukeanone, see: A. Srikrishna, P. Hemamalini and G. V. R. Sharma, *J. Org. Chem.*, 1993, **58**, 2509.
- (a) E. J. Corey and M. Ishiguro, *Tetrahedron Lett.*, 1979, 2745; (b) G. Frater and J. Wenger, *Helv. Chim. Acta*, 1984, **67**, 1702; (c) N.-C. Chang and C.-K. Chang, *J. Org. Chem.*, 1996, **61**, 4967; (d) K. Kaliappan and G. S. R. Subba Rao, *Tetrahedron Lett.*, 1997, **38**, 2185.
- A. Srikrishna, D. Vijaykumar and G. V. R. Sharma, *Tetrahedron Lett.*, 1997, **38**, 2003.
- A. Srikrishna, G. V. R. Sharma, S. Daniellross and P. Hemamalini, *J. Chem. Soc., Perkin Trans. 1*, 1996, 1305.
- J.-P. Gesson, J.-C. Jacquesy and B. Renoux, *Tetrahedron*, 1989, **45**, 5853.
- J. Rodriguez and J.-P. Dulcere, *Synthesis*, 1993, 1177.
- In addition, varying amounts (15–20%) of easily separable 2,6-dimethyl-5-(2-acetoxy-1-bromoisopropyl)cyclohexenone, resulting from the trapping of the intermediate carbonium ion, was also obtained.

§ For the compound **16**: $[\alpha]_D^{26}$ +101.8 (c 2.26, CHCl_3); ν_{max} (neat)/ cm^{-1} 1725, 1710, 1450, 1370, 1100, 1015, 995; δ_{H} (200 MHz, CDCl_3) 2.92 (1 H, dd, J 8.5, 3.4, H-6), 2.34 (1 H, d, J 16.5), 1.5–2.1 (8 H, m), 1.63 and 1.53 [each 3 H, s; $\text{C}=\text{C}(\text{CH}_3)_2$], 1.19 and 0.90 (each 3 H, s; $2 \times$ tertiary CH_3); δ_{C} (22.5 MHz, CDCl_3) 222.5 (s, $\text{C}=\text{O}$), 137.5 (s), 122.7 (s), 53.8 (s), 45.5 (d, C-6), 42.6 (t, C-4), 42.3 (s), 40.7 (d), 38.4 (t), 32.8 (t), 20.8 (2 C, t and q), 20.5 (q), 18.7 (q), 17.1 (q).